国内办事处/服务点

苏州

苏州市高新区创业街60号创捷科技园E栋E506,508室
邮编:215129　TEL:(0512)68702170/71　FAX:(0512)68702173
E-mail:suzhou@jt-ele.com

上海

上海市闵行区申南路59号凯龙华庄商务园6号楼102&103室
邮编:201108　TEL:(021)64325281 FAX:(022)64326846
E-mail:shanghai@jt-ele.com

杭州

浙江省杭州市 萧山区市心北路170号宁安大厦2栋1004室
邮编:310009　TEL:(0571)8651 8105　FAX:(0571)8651 6005

天津

天津市津南区八里台碧桂园映月庭院11栋1604室
邮编:300350　TEL:(022)58658949 FAX:(022)8865 3833
E-mail:tianjin@jt-ele.com jt-tianjin@163.com

合肥

安徽省合肥市瑶海区和平路纺织二村45栋610室
邮编:230000　TEL:13866757541
E-mail:zmx@jt-ele.com

郑州

河南省郑州荥阳市荥泽大道演武路刘村社区58号楼二单元902
邮编:450100　TEL:15617869879

成都

四川省成都市 高新西区尚雅路8号
邮编:610021　TEL:15086838858
E-mail:chengdu@jt-ele.com

重庆

重庆市大渡口区双龙路2号中交丽景小区
TEL:17502368184
E-mail:lrz@jt-ele.com

厦门

厦门市集美区东安前占里19-1号
邮编:361022　TEL:(0592)6158972　FAX:(0592) 6223742
服务电话:13950049854/13799776594

青岛

山东省青岛市黄岛区灵山卫街道珠光路76号
TEL:13395325223
E-mail:kfs@jt-ele.com

JT 劲拓股份

深圳市劲拓自动化设备股份有限公司
SHENZHEN JT AUTOMATION EQUIPMENT CO., LTD.

劲拓自动化工业园:
JT Automation Industrial Park
深圳市宝安区航城街道鹤洲工业区北八路劲拓自动化工业园
JT Industrial Park, Beiba Rd.,Hezhou Industrial Zone, Hangcheng,Baoan,Shenzhen

劲拓光电产业园:
JT Opto-Electronics Industrial Park
深圳市宝安区石岩街道水田社区石岩外环路劲拓光电产业园
JT Opto-electronics Industrial Park, ShiYanWaiHuanRd.,ShuiTian,ShiYan,BaoAn,ShenZhen.

TEL (0755) 2958 6211　FAX: (0755) 29586336　E-mail:Shenzhen@jt-ele.com

公众号　www.jt-ele.com

2024.02

JT 劲拓股份

LEAD-FREE REFLOW OVEN

无铅热风回流焊

PRODUCT BROCHURE

深圳市劲拓自动化设备股份有限公司
SHENZHEN JT AUTOMATION EQUIPMENT CO., LTD.

JT智慧解决方案
JT Smart Solutions

SMT生产线
SMT Production Line



THT智能解决方案
THT Smart Solutions

*可按客户不同需求配置最合适方案
*The most suitable solution can be configured according to the different needs of customers



顶级热工学性能
Top Thermal Performance

风道结构示意
Air duct structure diagram

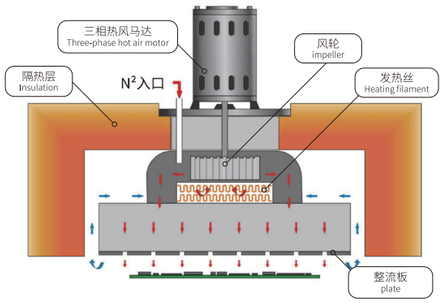

优秀的风温均衡性（ΔT=0.8°C）
Excellent wind temperature uniformity（ΔT=0.8°C）

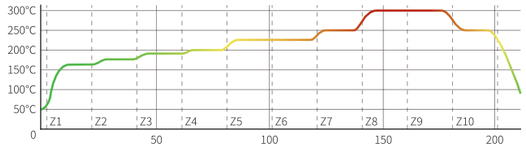

最高温度 Highest temperature			
299.40	-12%	299.75	-5%
299.45	-11%	299.98	-0%
299.48	-10%	300.12	2%
温差 Temperature difference：0.72			

优秀的PCB均衡性（ΔT＜1°C）
Excellent PCB temperature uniformity（ΔT＜1°C）

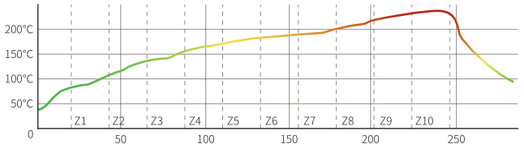

最高温度 Highest temperature			
237.00	40%	237.33	47%
237.83	57%	237.50	50%
温差 Temperature difference：0.83			

优秀的铁板均匀性（ΔT＜2.5°C）
Excellent iron plate uniformity（ΔT＜2.5°C）

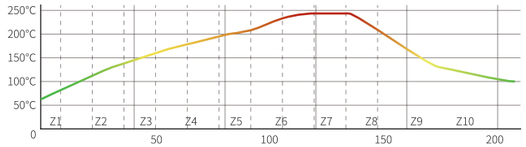

最高温度 Highest temperature			
253.06	161%	252.28	146%
254.12	182%	252.78	156%
252.95	159%	253.62	172%
温差 Temperature difference：1.84			

优秀的满负载温度波动（＜0.5°C）
Excellent full-load temperature fluctuation(<0.5°C)

空载PCB板温度曲线 Temperature profile of empty PCB

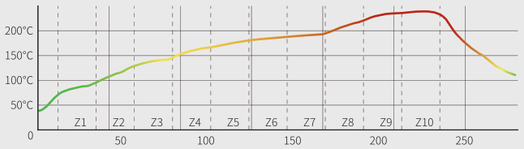

最高温度 Highest temperature			
240.50	10%	240.72	14%
241.00	20%	241.28	26%
温差 Temperature difference：0.78			

空载平均温度 Average unload temperature ΔT=240.875

满载PCB板温度曲线 Temperature profile of fully loaded PCB

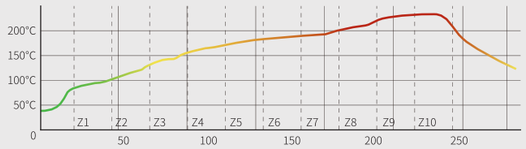

最高温度 Highest temperature			
240.28	6%	240.78	16%
240.72	14%	240.84	17%
温差 Temperature difference：0.56			

满载平均温度 Average temperature under full load ΔT=240.655

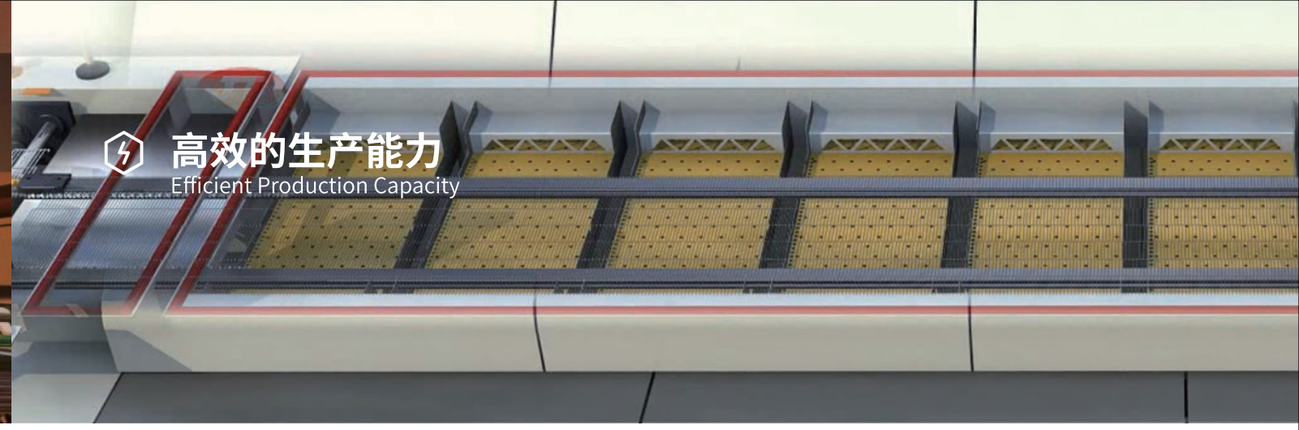

高效的生产能力
Efficient Production Capacity

双轨双速导轨系统
Double-rail double-speed guide system

双轨双速
Double rail and double speed



双轨双速，不同产品同时进行
Dual rail, dual speed, different products are carried out at the same time

双轨同速
Double rail at the same speed



双轨同速，单机成本双倍产能
Double rail at the same speed, double production capacity of single machine cost

智能工厂MES系统
Intelligent plant MES system

- 支持工业4.0；
- 实现智能化IT；
- 实时了解设备生产状态。

- Support Industry 4.0;
- Realize intelligent IT;
- Real-time understanding of equipment production status.

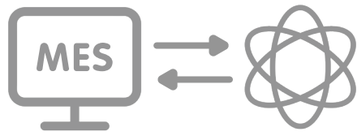

中央监控系统
Central monitoring system

- 跨楼层、多产线的集中管理；
- 实时远程监控；
- 数据上传统计和处理。

- Centralized management across floors and multiple
- production lines;
- Real-time remote monitoring;
- Data upload statistics and processing.

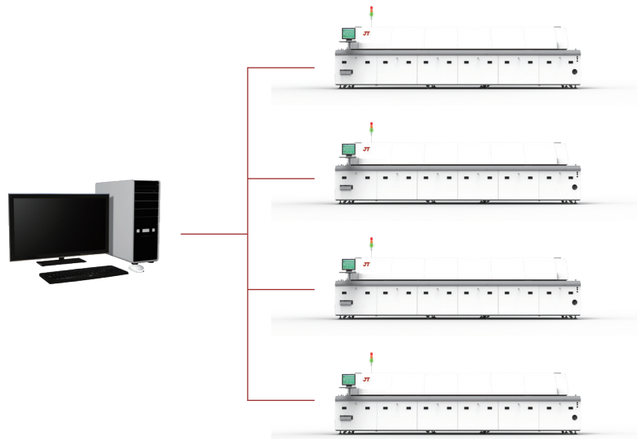

实用的设备硬件
Practical Device Hardware

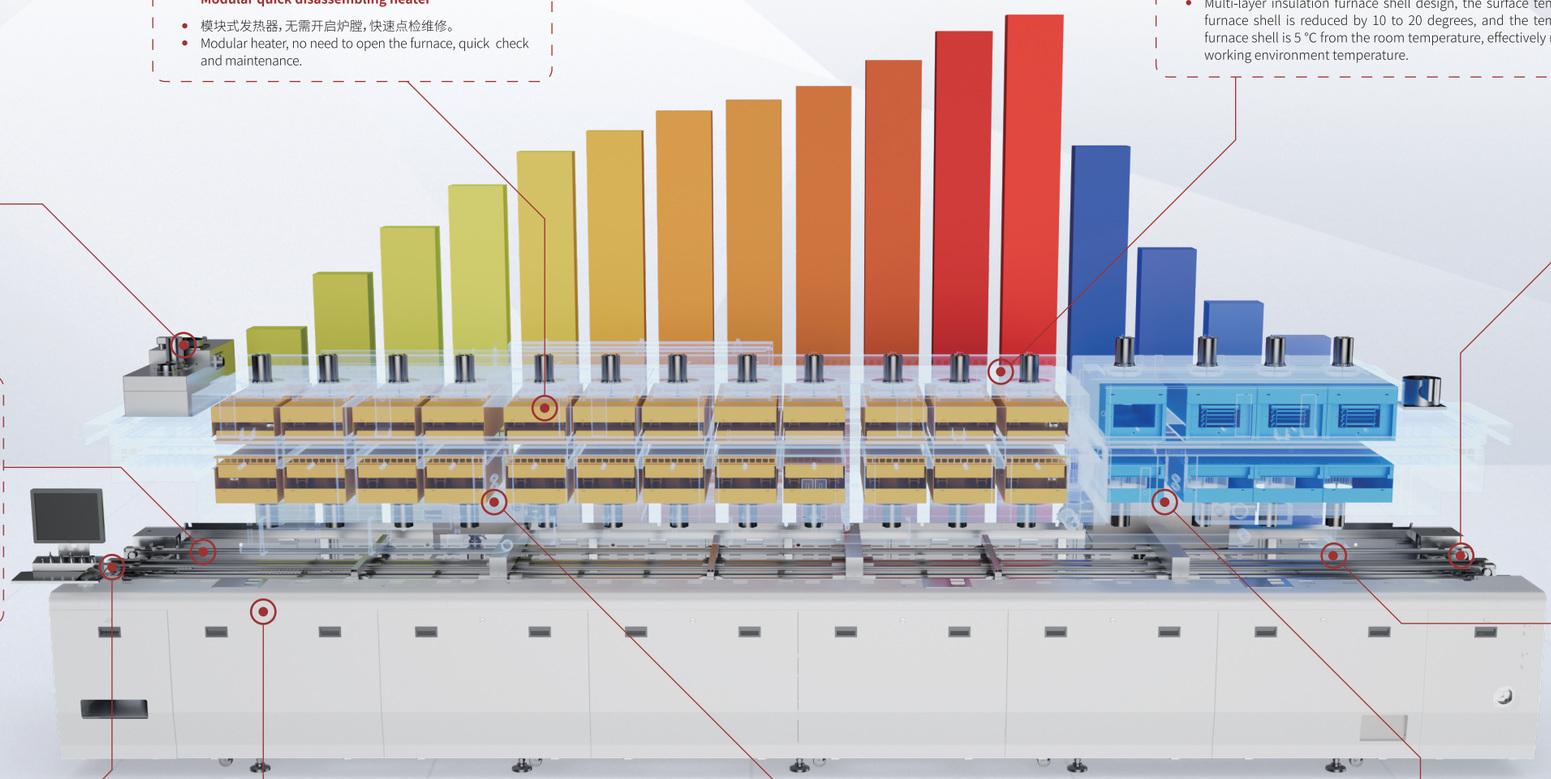

模块式快速拆装式发热器
Modular quick disassembling heater

- 模块式发热器，无需开启炉膛，快速点检维修。
- Modular heater, no need to open the furnace, quick check and maintenance.

多层保温
Multi-layer insulation

- 保温层增厚50%以上；
- 多层保温炉胆设计，炉体外壳表面温度降低10度至20度，炉胆外壳温度与室温相差5°C，有效降低工作环境温度。
- The insulation layer is thickened by more than 50%;
- Multi-layer insulation furnace shell design, the surface temperature of furnace shell is reduced by 10 to 20 degrees, and the temperature of furnace shell is 5 °C from the room temperature, effectively reducing the working environment temperature.

热气排出通道
Exhaust discharge channel

- 炉膛间热气由专用通道排出。
- The Exhaust between the furnaces is discharged through a special channel.

不锈钢运输链条
Stainless steel transport chain

- PCB边缘零件的焊接温度不受导轨吸热影响，确保完美的焊接品质。
- The welding temperature of PCB edge parts is not affected by the heat absorptguide rail to ensure perfect welding quality.

双导轨结构
Double guide rail structure

- 双导轨结构有效提高生产效率，节约能耗及生产成本。
- The double guide rail structure can effectively improve production efficiency and save energy consumption and production costs.



可靠的导轨传动系统
Stainless steel transport chain

- 标配4套导轨调宽主传动系统，确保导轨的平行度而无喇叭口现象；
- 导轨表面硬质处理，使用寿命提高5倍；
- 运输链条回程为导轨式设计，避免运输不平稳。
- Four sets of guide rail width adjustment main drive system are equipped as standard to ensure the parallelism of the guide rail.
- The surface of guide rail is hard treated, and the service life is increased by 5 times;
- The return of the transport chain is designed as a guide rail to avoid unstable transport.

入口进板防呆装置
Entrance board entry stop device

- 设备未达到生产设定状态时，产品不允许进入炉内，防止误操作造成焊接不良品。
- When the equipment does not reach the production setting state, the product is not allowed to enter the furnace to prevent misoperation from causing welding defects.

同步调宽传动轴
Synchronous width adjustment drive shaft

- 同步调宽传动轴设计，确保导轨传动一致性，避免导轨喇叭口。
- The design of synchronous width adjustment drive shaft ensures the consistency of guide rail transmission and avoids the bell mouth of guide rail.

助焊剂回收系统（氮气炉）
Flux recovery system (nitrogen furnace)

- 加热区助焊剂回收装置，免工具拆卸式保养设计；
- 多层过滤式助焊剂回收箱。
  （TEA系列无氮气炉）
- Flux recovery device in heating zone, tool-free dismountable maintenance design;
- Multi-layer filtered flux recovery tank.
  (TEA series nitrogen furnace)

助焊剂回收系统（空气炉）
Flux recovery system (air reflow oven)

- 助焊剂回收为开放式设计，保养简便，确保炉膛洁净；
- 加热区助焊剂回收装置，免工具拆卸式保养设计；
- 冷却区助焊剂回收装置，大通道可拆卸保养设计。
  （TEA系列无冷却区助焊剂回收装置）
- Flux recovery is open design, easy to maintain and ensure furnace cleanness;
- Flux recovery device in heating zone, tool-free dismountable maintenance design;
- Flux recovery device in cooling zone, large channel removable maintenance design.
  (TEA series flux recovery device without cooling zone)



加热区 Heating zone



冷却区 Cooling zone

KT系列 高端无铅热风回流焊机
KT series high-end lead-free hot-air reflow soldering machine

全程氧气浓度巡检取样口
Sampling port for whole-process oxygen concentration inspection



荣获远见奖VA优秀奖
Vision Award VA Excellence Award

氮气系统
Nitrogen System

全程氧气浓度独立检测
Independent detection of oxygen concentration in the whole process

- 全程氮气定量可控，各温区独立闭环控制，可使氧气浓度范围控制在50-200ppm；
- 全程氧气浓度200ppm以内时，氮气消耗为：22-25m³/H（12温区）；
- 焊接区氧气浓度1000ppm以内时，氮气消耗为：10-12m³/H（12温区）。
- The nitrogen quantity in the whole process can be controlled, and each temperature zone can be controlled in an independent closed loop, so that the oxygen concentration range can be controlled within 50-200 ppm.
- When the oxygen concentration in the whole process is within 200ppm, the nitrogen consumption is: 22-25m ³/ H (12 temperature zone);
- When the oxygen concentration in the welding area is within 1000ppm, the nitrogen consumption is 10-12m ³/ H (12 temperature zone).

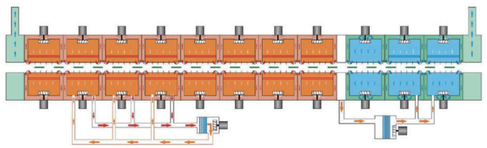

全程低氧浓度控制的实际意义
Practical significance of whole-process hypoxia concentration control

- 全程提供惰性保护，防止焊接界面的二次氧化；氧化导致的润湿不良，在微型化、密间距工艺中，会导致更致命的危害。
- 增加无铅焊接工艺窗口宽度，工艺调试更加灵活；在氮气环境中，液态焊料表面张力下降，能有效降低峰值温度与缩短回流时间。
- Inert protection shall be provided throughout the process to prevent secondary oxidation of the welding interface; Poor wetting caused by oxidation will lead to more fatal hazards in the process of miniaturization and close spacing.
- Increase the width of lead-free welding process window and make process commissioning more flexible; In nitrogen environment, the surface tension of liquid solder decreases, which can effectively reduce the peak temperature and shorten the reflow time.

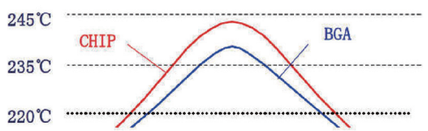

回收系统
Recovery System

分段回收原理
Principle of staged recovery

- 利用助焊剂的物理特性，科学回收助焊剂挥发有机物。
- Make use of the physical characteristics of the flux to scientifically recover the volatile organic matter of the flux.

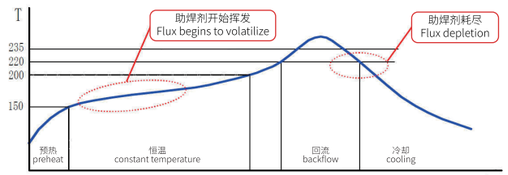

时间温度曲线 Time-temperature profile

下抽风口回收设计
Recovery design of bottom exhaust port

- 避免因为抽风口助焊剂的积累而导致的滴助焊剂量问题。
- Avoid the amount of flux drops caused by the accumulation of flux at the exhaust port.



KT系列 高端无铅热风回流焊机

KT series high-end lead-free hot-air reflow soldering machine



预热模块

Preheating module

高效加热能力

Efficient heating capacity

- 同时焊接尺寸差异较大的元件时，要求回流炉设备在低对流风速时，依然保持高的热效率。
- At the same time, when welding components with large differences in size, the reflow oven equipment is required to maintain high thermal efficiency at low convection wind speed.

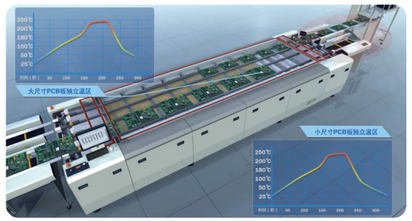

高产能

High capacity

- 高产能，生产链速可达160cm/min；低能耗，全新热工学管理系统，有效降低成本；专业应对高速生产及高精密度PCB封装工艺。
- High productivity, production chain speed up to 160cm/min; Low energy consumption, new thermal management system, effectively reducing costs; Specializing in high-speed production and high-precision PCB packaging process.



优秀的控温能力

Excellent temperature control ability

- 控温能力强，高控温精度，设定与实际温差1.0°C以内；空载至满载温度波动1.5°C以内；超强快速升降温能力，相邻温区温差100°C以内。
- Strong temperature control ability, high temperature control accuracy, and the temperature difference between the setting and the actual temperature is within 1.0 °C; Temperature fluctuation from unload to full load is within 1.5 °C;The temperature difference between adjacent temperature zones is within 100 °C due to the super fast temperature rise and fall capability.

快速热恢复能力

Fast thermal recovery capability

- 运算精确的PID温度控制与高热比容的炉腔结构设计，让KT系列拥有优秀的快速热补偿能力；KT系列快速热补偿系统在空载、满载工况下，炉温波动≤1.5°C。
- The precise PID temperature control and high heat specific capacity furnace cavity structure design make KT series have excellent fast thermal compensation capability; The furnace temperature fluctuation of KT series fast thermal compensation system is ≤ 1.5 °C under unload and full-load conditions.



优异的冷却能力

Excellent cooling capacity

多区双面冷却

Multizone double-sided cooling

- 适用于大热容量PCB产品，确保低的产品出口温度。
- It is applicable to PCB products with large thermal capacity to ensure low product outlet temperature.

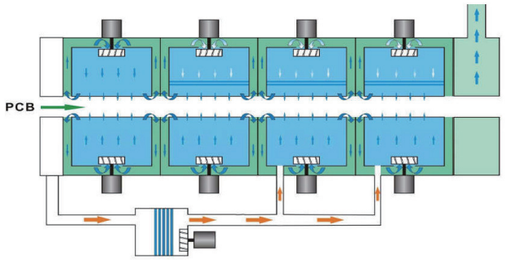

与传统单面冷却曲线比较

Comparison with traditional one-sided cooling profile

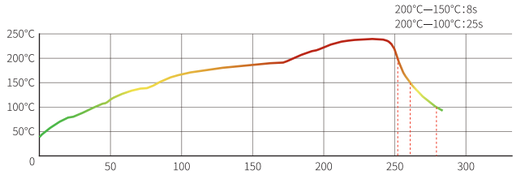

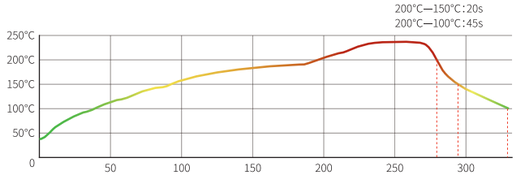

运输系统

Transportation System

运输控制单元

Transport control unit

- 伺服运动驱动系统，速度精准、运输平稳。
- Servo motion drive system, accurate speed and smooth transportation.



导轨调宽单元

Guide rail width adjusting unit

- 导轨调宽驱动，采用刚性轴转动，确保前后天宽动作同步；
- 轨道运输方向，采用5套同步天宽丝杆，解决炉内卡板、掉板等问题；
- 采用可调、稳压油泵，解决重力油杯存在的润滑不均匀问题。
- Guide rail width adjustment drive adopts rigid shaft rotation to ensure the synchronization of front and rear width adjustment;
- In the direction of rail transportation, 5 sets of synchronous screw are adopted to solve the problems of board jamming and falling in the furnace;
- The adjustable and stabilized oil pump is used to solve the problem of uneven lubrication in the gravity oil cup.

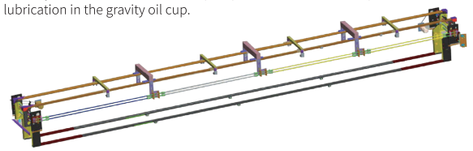

JTR系列 无铅热风回流焊机

JTR series lead-free hot-air reflow soldering machine



双排不锈钢运输链条

Double-row stainless steel transport chain



快速冷却

Rapid cooling

冷却能力提升

Cooling capacity improvement

- 冷却斜率提高25%，PCB出板温度降低30%。
- The cooling slope is increased by 25%, and the PCB output temperature is reduced by 30%.

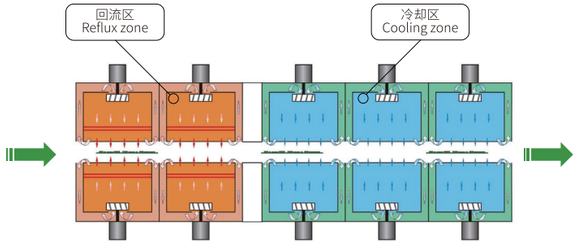

不锈钢运输链条

Stainless steel transport chain

- 双排不锈钢运输链条，PCB边缘零件的焊接温度不受导轨吸热影响，确保完美的焊接品质。
- Double-row stainless steel transport chain. The welding temperature of PCB edge parts is not affected by the heat absorption of guide rail, ensuring perfect welding quality.



温度稳定

Temperature stability

- 8mm厚蓄热美国铝板，确保大批量生产温度稳定。
- 8mm thick thermal storage aluminum plate ensures stable temperature in mass production.

快速升温

Rapid warming

- 回流焊的升温时间缩短30%，快速投入生产。
- The heating time of reflow soldering is shortened by 30%, and it can be put into production quickly.



网带传输系统可独立控制(选配)
Network belt transmission system can be controlled independently (optional)

- 专利网带独立控制系统，可与链条传输系统分开独立控制，节省能耗。
- The patented mesh belt independent control system can be controlled separately from the chain transmission system to save energy consumption.

双导轨系统
Double rail system

- 双导轨运输系统，有效提高生产效率，节约能耗及生产成本;
- 加强主吊臂确保导轨横向不变形，杜绝卡板及掉板现象发生;
- 导轨采用特殊硬化处理，坚固耐用;
- 采用不锈钢单排挡边链条，实用可靠。
- Double guide rail transportation system can effectively improve production efficiency and save energy consumption and production costs;
- Strengthen the main lifting arm to ensure that the guide rail does not deform laterally, and prevent the occurrence of jamming and plate falling;
- The guide rail adopts special hardening treatment, which is firm and durable;
- Adopt stainless steel single-row side chain, practical and reliable.



助焊剂回收系统(空气炉)
Flux recovery system (air reflow oven)

- 助焊剂回收为开放式设计，保养简便，确保炉膛洁净;
- 加热区助焊剂回收装置，免工具拆卸式保养设计。
- Flux recovery is open design, easy to maintain and ensure furnace cleanness;
- The heating zone flux recovery device is designed with tool-free dismountable maintenance.



KT系列高端无铅热风回流焊参数

KT series high-end lead-free hot-air reflow parameters

型号	Model	KTS-0804/KTS-0804-N	KTS-1004/KTS-1004-N	KTS-1204/KTS-1204-N
外型尺寸	Dimensions (L×W×H)	5900×1495×1630mm	6622×1495×1630mm	7313×1495×1630mm
颜色	Standard Color	波纹白 Corrugated White		
净重	Net Weight	Approx. 2800KG /2950KG	Approx. 3250KG /3400KG	Approx. 3700KG/3850KG
电气要求	Electric Supply	AC，380V3Φ5W 50/60Hz（AC,220VΦ3 50/60Hz 选配 Optional）		
电源功率要求	Electric Power	65KW / 69KW	81KW / 85KW	93KW / 97KW
启动功率	Power For Starting	30KW / 32KW	32KW / 34KW	37KW / 39KW
正常功率消耗	Power Consumption	7.5KW / 8.5KW	8.5KW / 9.5KW	10.5KW / 11.5KW
部品高度	Components Clearance	PCB 板上Top 30mm / 板下 Bottom 25mm		
型号	Model	KTD-0804/KTD-0804-N	KTD-1004/KTD-1004-N	KTD-1204/KTD-1204-N
外型尺寸	Dimensions (L×W×H)	5900×1725×1630mm	6622×1725×1630mm	7313×1725×1630mm
颜色	Standard Color	波纹白 Corrugated White		
净重	Net Weight	Approx.3150KG /3300KG	Approx. 3650KG /3800KG	Approx. 4150KG/4300KG
电气要求	Electric Supply	AC，380V3Φ5W 50/60Hz（AC,220VΦ3 选配 Optional）		
电源功率要求	Electric Power	71KW / 74KW	89KW /92KW	101KW / 105KW
启动功率	Power For Starting	33KW / 35KW	35KW / 37KW	40KW / 42KW
正常功率消耗	Power Consumption	9KW / 9.5KW	10KW /11KW	11.5KW / 13KW
部品高度	Components Clearance	PCB板上Top 30mm / 板下 Bottom 25mm		
型号	Model	KTS-0804L/KTS-0804L-N	KTS-1004L/KTS-1004L-N	KTS-1204L/KTS-1204L-N
外型尺寸	Dimensions (L×W×H)	5900×1725×1630mm	6622×1725×1630mm	7313×1725×1630mm
颜色	Standard Color	波纹白 Corrugated White		
净重	Net Weight	Approx.3100KG /3250KG	Approx. 3600KG /3750KG	Approx. 4100KG/4250KG
电气要求	Electric Supply	AC，380V 3Φ5W 50/60Hz（AC,220VΦ3 50/60Hz 选配 Optional）		
电源功率要求	Electric Power	71KW /74KW	89KW / 92KW	101KW / 105KW
启动功率	Power For Starting	32KW / 34KW	34KW / 36KW	39KW /41KW
正常功率消耗	Power Consumption	8KW /9KW	9.5KW /10KW	11KW / 12KW
部品高度	Components Clearance	PCB板上Top 30mm / 板下 Bottom 25mm		

备注：参数若有更改，恕不另行通知! The above contents are subject to change without further notice!

JTR系列无铅热风回流焊参数

JTR series lead-free hot-air reflow parameters

型号	Model	JTR-800/JTR-800-N	JTR-1000/JTR-1000-N	JTR-1200/JTR-1200-N
加热区长度	Heated Length	3110mm	3890mm	4640mm
外形尺寸	Dimensions (L×W×H)	5520×1430×1530mm	6300×1430×1530mm	7050×1430×1530mm
净重	Net Weight	Approx. 2400KG / 2500KG	Approx. 2700KG / 2800KG	Approx. 3000KG / 3100KG
排风量	Exhaust Volume	$10m^3$ /min×2 通道 Exhausts		
电源	Source Power	AC，380V 3Φ5W 50/60Hz（AC，220VΦ3 选配 Operating）		
功率	Power	启动 Starting：30KW / 32KW 工作 Operating：9KW / 10KW	启动 Starting：36KW / 38KW 工作 Operating：10KW / 11KW	启动 Starting：40KW / 42KW 工作 Operating：11KW / 12KW
升温时间	Heat up Time	Approx. 25min		
温度范围	Temp. Range	室温 Room temperature -300°C		
PCB最大宽度	Max. Width of PCB	400mm（选项Option：460mm）		
部品高度	Component Height	板上 Top 30mm / 板下 Bottom 25mm		
运输方向	Conveyor Direction	左向右 Left to Right（选项 Option：右向左 Right to Left）		
导轨固定方向	Fixed Rail Side	前端固定 Front Rail Fixed（选项 Option：后端固定 Rear Rail Fixed）		
导轨距地面高度	Conveyor Height	900±20 mm		
运输速度	Conveyor Speed Range	300-2000mm/min		
参数存储	Data Storage	可存多种生产设置参数与状况 Various prameters and status are storable		
异常报警	Abnormal Alarm	超高或超低温报警，声、光两种方式 Abnormal Temp. (Over/under Heat.) Sound&light		
设备配置 Device Layout				
加热区数量	No.of heating zones	上 Top 8 / 下 Bottom 8	上 Top 10 / 下 Bottom 10	上 Top 12 / 下 Bottom 12
冷却区数量	No.of cooling zones	上 Top 3 / 下 Bottom 3		
控制系统	Control System	WIN10 + 商用电脑 Computer + PLC		
温控方式	Temp. Control Method	PID+SSR		
温度测试线	Thermocouple Wire	4条 wires		
运输系统	Conveyor System	导轨 Rail + 网带运输 Mesh		
运输控制方式	Conveyor Control Mode	变频器 Inverter + 进口运输马达 Import Conveyor Motor		
链条结构	Chain Structure	双排链扣防卡板式 Dual-link avoid block		
导轨调宽	Width Adjustment	导轨电动调宽 Electric adjustable		
上盖启动	Cover Open Way	上盖电动开启，方便炉内清洁 Electric open for easy maintenance.		
UPS电源	UPS Power	UPS备用电源 Backup power supply to ensure PCB production finish normally.		
冷却方式	Cooling System	强制风冷；“-N”机型：强制水冷 Forced Air Cooling ; For “-N”Model:Forced water cooling		
其它扩展型号	Other Extend Models	JTR-800D / JTR-800D-N JTR-800L / JTR-800L-N	JTR-1000D / JTR-1000D-N JTR-1000L / JTR-1000L-N	JTR-1200D / JTR-1200D-N JTR-1200L / JTR-1200L-N
外型尺寸	Dimensions (L×W×H)	5520 x 1660 x 1530mm	6300 x 1660x 1530mm	7050 x 1660 x 1530mm
净重	Net Weight	Approx. 2750KG / 2850KG Approx. 2700KG / 2800KG	Approx. 3050KG / 3150KG Approx. 3000KG / 3100KG	Approx. 3350KG / 3450KG Approx. 3300KG / 3400KG
升温时间	Heat up Time	Approx. 30min		
导轨调宽范围	Range of Rail Width	"-D" 机型：双通道各调宽 50-270mm ；"L"机型：单通道可调 50-610mm For “-D”Model: adjustable 50-270mm; For "-L" Model: adjustable 50-610mm		
氮气系统机型	For -N Model	-N：氮气 Nitrogen		
氮气消耗量	Nitrogen Consumption	标准机 standard：300-1000PPM at $20M^3$ /hr “-D" or "-L" 机型 models：500-1000PPM at 25-$30M^3$ /hr		

备注：参数若有更改，恕不另行通知! The above contents are subject to change without further notice!

TEA系列无铅热风回流焊参数

TEA series lead-free hot-air reflow parameters

型号	Model	TEA-800	TEA-1000	TEA-800D	TEA-1000D
详细描述 Specification					
加热区长度	Heater Length	3110mm	3890mm	3110mm	3890mm
外形尺寸	Dimensions (L×W×H)	5220×1430×1530mm	6000×1430×1530mm	5220×1660×1530mm	6000×1660×1530mm
净重	Net Weight	Approx.2250kg	Approx. 2600KG	Approx.2600KG	Approx. 2950KG
排风量	Exhaust Volume	$10m^3$/min×2 通道 10m3/min×2 Ducts			
电源	Supply Power	AC，380V 3Φ5W 50/60Hz（AC,220VΦ3 50/60Hz 选配 Option）			
功率	Power	启动 Starting：30KW 工作 Operating：9KW	启动 Starting：36KW 工作 Operating：10KW	启动 Starting：32KW 工作 Operating：10KW	启动 Starting：38KW 工作 Operating：11KW
升温时间	Heat up Time	Approx. 25min		Approx. 30min	
温度范围	Temp. Range	室温 Room temperature -300°C			
PCB最大宽度	Max. Width of PCB	400mm（选项 Option: 450mm）		270mm×2（单通道 Single Rail 50-490mm）	
部品高度	PCB Top Height	板上 Top 30mm / 板下 Bottom 25mm			
运输方向	Conveyor Direction	左向右 Left to Right（可选 Option：右向左 Right to Left）			
导轨固定方式	Fixed Rail Side	前端固定Front Rail Fixed（可选Option：后端固定Rear Rail Fixed）		双轨 Rails Fixed 1，4 固定（可选Option：1,3固定Rails Fixed）	
导轨距地面高度	Conveyor Height	900±20 mm			
运输速度	Conveyor Speed Range	300-2000mm/min			
参数存储	Data Storage	可存多种生产设置参数与状况 Various parameters and storable			
异常报警	Abnormal Alarm	超高或超低温报警，声、光两种方式 Abnormal Temp. (Over/under-heat.) Sound & Light Alarm			
设备配置 Device Layout					
加热区数量	NO.of heating zones	上 Top 8 / 下 Bottom 8	上 Top 10 / 下 Bottom 10	上 Top 8 / 下 Bottom 8	上 Top 10 / 下 Bottom 10
冷却区数量	NO.of cooling zones	上2冷却区 Top 2 Cooling Zones			
控制系统	Control System	WIN10 + 商用电脑 Computer + PLC			
温控方式	Temp. Control Method	PID+SSR			
温度测试线	Thermocouple Wire	4条 wires			
运输系统	Conveyor System	单导轨 Single Rail + 网带运输 Mesh		双导轨 Dual-Rail + 网带运输 Mesh	
运输控制方式	Conveyor Control Mode	变频器 Inverter + 进口运输马达 Conveyor Motor			
链条结构	Chain Structure	不锈钢单排挡边链条，防卡板式 Single side link avoid block			
导轨调宽	Width Adjustment	导轨电动调宽 Electric adjustable			
上盖启动	Cover Open	上盖电动开启，方便炉内清洁 Electric open for easy maintenance.			
UPS电源	UPS Power	备用电源 Backup power supply to ensure PCB production finish normally.			
冷却方式	Cooling System	强制风冷 Forced Air Cooling			

备注：参数若有更改，恕不另行通知! The above contents are subject to change without further notice!

回流焊辅助设备

Reflow soldering assisted equipment

LD/ULD系列 全自动上下料机

LD/ULD series automatic loading and unloading machine

型号	Model	LD-400B-II/ULD-400B-II	LD-400C-II/ULD-400C-II	LD-400D-II/ULD-400D-II
外型尺寸(L*W*H)	Dimension(L*W*H)	LD：1470*780*1280mm ULD：2120*780*1280mm	LD：1975*860*1280mm ULD：2730*860*1280mm	LD：2200*920*1280mm ULD：3000*920*1280mm
PCB尺寸(L*W*H)	Board Size(L*W*H)	330*(60~250)mm	400*(60~330)mm	525*(60~400)mm
运输高度	Converyor Height	900±20mm		
运输方向	PCB Direction	L→R （选项 option：R→L）		
料架升降步距	Pitch Selective	10,20,30,40,50(mm)		
料架规格(L*W*H)	Magazine Size(L*W*H)	355*320*565(mm)	460*400*565(mm)	535*460*570(mm)

BC系列 接驳台

BC series docking station

型号	Model	BC-350C
轨道长度	Rail Length	0.5m,0.8m,1m,1.2m,1.5m,2.0m （或特定的）
外形尺寸(L*W*H)	Dimension(L*W*H)	铝型材护边 Rail Length 734*910(mm) 防静电台板护边 Rail Length 860*910(mm)
PCB宽度	Board Width	50 ~ 350mm （选项 Option：Width Max.300;400;450mm）
运输高度	Converyor Height	900±20mm （选项 Option：950±20mm）
运输方向	PCB Direction	L→R （选项 Option：R→L）
运输速度	Conveyor Speed	0 ~ 10m/min
电源	Power Supply	AC 220V1Φ 50/60Hz（选项 Option：AC 110V）
通讯接口	Communication Port	SMEMA Signal
选配项	Option	脚踏开关 Foot Switch，照明 Lighting，工艺卡放置架 SOP Rack
止动器	Stopper	分段传输 2/3-Belt，PLC控制

ZJS/D系列 单轨、双轨转角输送机

ZJS/D series single-track and double-track corner conveyor

型号	Model	ZJS-300-II 单轨转角传送机	ZJS-300-II 单轨转角传送机
外形尺寸(W*H)	Dimension(W*H)	780*700*1200mm	1200*740*1200mm
PCB尺寸(L*W)	Board Size(L*W)	50*50-400*300mm	50*50-400*300mm
PCB运输高度	Converyor Height	900±20mm	
PCB运输方向	PCB Direction	L→R （选项 Option：R→L）（根据线体摆放位置而定）	
循环时间	Cycle Time	12,14,16,18,20sec 可调 Adjustable	